

PRODUCT DATASHEET

Five years warranty - Flood Light HYD-407-25W 6500K



Application

- Stadium
- Park
- Large area workplace
- Packing lots
- Gymnasiums

Benefits

- Flicker free
- Lighting coverage area is wide
- Protection against water & dust, IP65
- Adjustable support, any Angle, flexible adjustment of light direction

Features

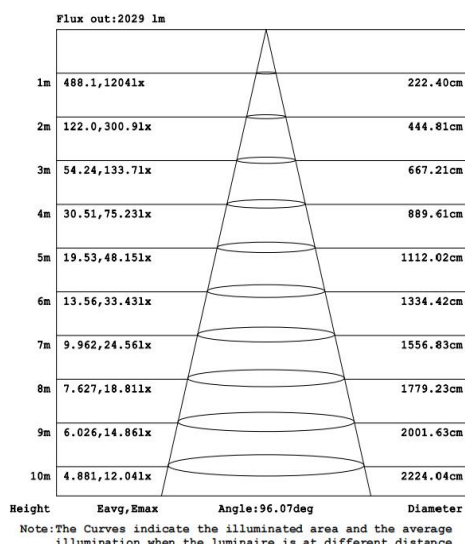
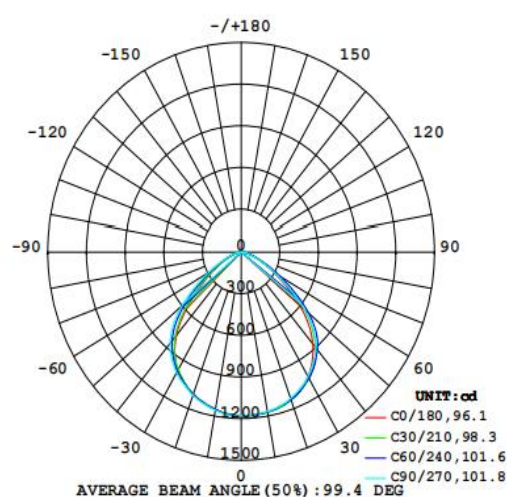
- Warranty 5 years
- Highly transparent glass mask
- Easy and quick installation
- Thick aluminum lamp body, corrosion resistance, good heat dissipation, long service life

Electrical Data

Nominal wattage (W)	25W
Nominal Voltage (V)	220
Mains Frequency (Hz)	50
Nominal Current (mA)	136
Power Factor λ	0.93
Operating mode	DOB

Photometrical data

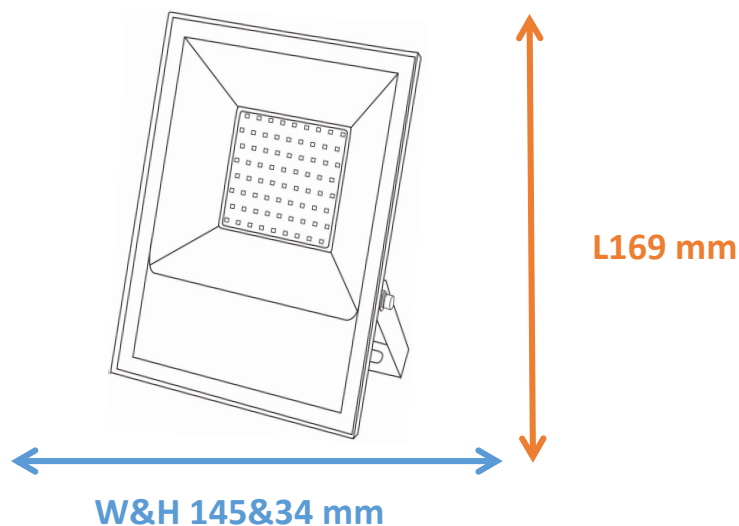
Luminous flux $\pm 10\%$ (lm)	2736 lm
Luminous efficacy	99 lm/w
Color temperature	6500K
Light color (designation)	Cold White
Color rendering index Ra	≥ 80
Standard deviation of color matching	≤ 5 SDCM
Luminous intensity/cd	1183
Flickering	Flicker free
Beam angle	100 °



IES

Dimensions & Weight

Diameter (mm)	169*145
Height (mm)	34
Product weight (g)	479



Material & Colors

Product color	Black housing and Green Frame
Housing color	Black
Body material	Aluminum
Cover material	Glass
Mercury content	0.0 mg

Application & Mounting

Ambient temperature range	-10-45 °C
Temperature range at storage	-25-60 °C
Type of connection	Screwless terminal
Type of protection	IP65
Dimmable	No
Mounting type	Put / Suspension
Mounting location	Underground / Wall / Ceiling
Application environment	Indoor / Outdoor
Cut size (mm)	No
LED module replaceable	Not replaceable
With light source	Yes

Certificates & Lifespan

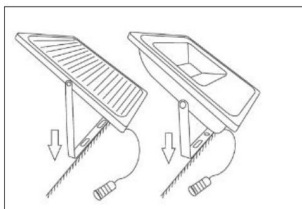
Life (h)	50,000
Certificates	CB CE LVD EMC
Standards	ISO9001:2015

Logistical Data

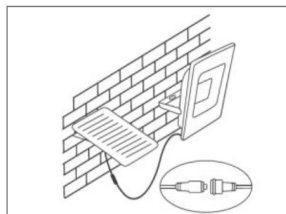
Product code	Dimensions (L*W*H)	Pcs/ carton	G.W. kg	Volume CBM
HYD-407-25W	42*24.5*36.5 cm	20	...	0.03756

This is the estimated data. Subject to the actual shipment.

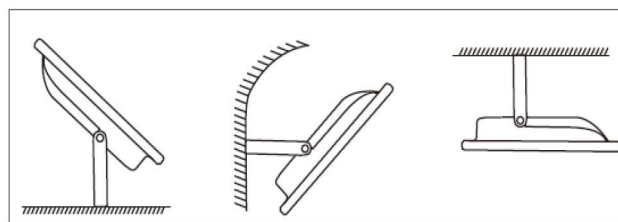
Installation Method



Fix the lamp and the solar panel with stainless steel screws.



Make sure to connect the plug firmly.



Install the LED flood lights in the ground, wall, and ceiling

Disclaimer

Subject to change without notice. Errors and omission excepted. Always make sure to use the most recent release.